













# VETERINARY DIET FORMULAS

## AT-A-GLANCE

Exclusively for veterinarians and veterinary clinics.



Royal Canin® Diet Name		Formulated to Nutritionally Support the Following Conditions: • Features and Benefits	Additional Benefits	Royal Canin® Dry Diet	Royal Canin® Wet Diet	Hill's®	Purina®	
CARDIAC	<b>EARLY CARDIAC</b>	<b>Heart Disease</b> • Contains nutrients essential for healthy cardiovascular function • Moderate, rather than severe, sodium restriction to help reduce the workload on the heart		 7.7 lb 19.8 lb		h/d®		
	<b>ULTAMINO®</b>	<b>Dietary Elimination Trial and Adverse Food Reactions with Dermatological and/or Gastrointestinal Signs</b> • Formulated with low molecular weight peptides to reduce the risk of allergic food reactions • Optimal amounts of B vitamins and amino acids help maintain the skin's natural barrier effect • A synergistic complex of antioxidants to support cell health		 8.8 lb 19.8 lb				
DERMATOLOGY	<b>HYDROLYZED PROTEIN ADULT HP</b>	<b>Dietary Elimination Trial and Adverse Food Reactions with Dermatological and/or Gastrointestinal Signs</b> • Hydrolyzed soy protein, composed of low molecular weight peptides, is highly digestible and has very low antigenic potential • Single starch source: rice • Optimal amounts of B vitamins and amino acids help maintain the skin's natural barrier effect		 5.5 lb				
	<b>HYDROLYZED PROTEIN ADULT PS</b>	<b>Dietary Elimination Trial and Adverse Food Reactions with Dermatological and/or Gastrointestinal Signs</b> • Single starch source: potato		 7.7 lb 17.6 lb 25.3 lb	 13.7 oz	z/d® ULTRA	HA	
	<b>HYDROLYZED PROTEIN MODERATE CALORIE</b>	<b>Dietary Elimination Trial and Adverse Food Reactions with Dermatological and/or Gastrointestinal Signs in Dogs Prone to Weight Gain</b> • Reduced energy levels		 12 oz 7.7 lb 17.6 lb			z/d® ULTRA	HA
	<b>HYDROLYZED PROTEIN SMALL DOG</b>	<b>Dietary Elimination Trial and Adverse Food Reactions with Dermatological and/or Gastrointestinal Signs in Small Dogs (under 22 lb)</b> • Contains nutrients to support healthy teeth		 8.8 lb 24.2 lb				
	<b>HYDROLYZED PROTEIN Treats</b>	<b>Supports the Health of Cats and Dogs with Food Sensitivities</b> • Single hydrolyzed protein and single carbohydrate source • Supports a healthy skin barrier • Ingredients to help support digestive health		 17.6 oz			Hypo-Treats	Gentle Snackers
	<b>SELECTED PROTEIN</b> • ADULT PD wet (duck) • ADULT PR wet (rabbit) • ADULT PV wet (venison) • ADULT PW wet (whitefish) canine only	<b>Dietary Elimination Trial and Adverse Food Reactions with Dermatological and/or Gastrointestinal Signs</b> • The proteins in SELECTED PROTEIN formulas are rarely associated with adverse food reactions • Single starch source Canine: potato Feline: pea • Optimal amounts of B vitamins and amino acids help maintain the skin's natural barrier effect		 13.6 oz			d/d®	
	<b>SELECTED PROTEIN</b> • ADULT KO dry canine only • ADULT PD dry • ADULT PR dry • ADULT PV dry • ADULT PW dry canine only	<b>Dietary Elimination Trial and Adverse Food Reactions with Dermatological and/or Gastrointestinal Signs</b> • All the features and benefits of SELECTED PROTEIN formulas • Protein source: duck, rabbit, venison, kangaroo or whitefish • Additional protein source: hydrolyzed soy • Single starch source Canine: potato or oat (in KO only) Feline: pea		 7.7 lb 17.6 lb 25 lb 30.8 lb**			d/d®	DRM
	<b>SELECTED PROTEIN ADULT PW LARGE BREED</b>	<b>Dietary Elimination Trial and Adverse Food Reactions with Dermatological and/or Gastrointestinal Signs in Large Breed Dogs (over 55 lb)</b> • All the features and benefits of SELECTED PROTEIN formulas • Single protein source: whitefish • Single starch source: potato • Glucosamine and chondroitin sulfate to help maintain or to support joint health		 8.8 lb 17.6 lb			d/d®	
	<b>SELECTED PROTEIN ADULT PW MODERATE CALORIE</b>	<b>Dietary Elimination Trial and Adverse Food Reactions with Dermatological and/or Gastrointestinal Signs in Dogs Prone to Weight Gain</b> • All the features and benefits of SELECTED PROTEIN formulas • Single protein source: whitefish • Single starch source: potato • Moderate calorie content to help maintain ideal weight		 26.4 lb				
	<b>SKIN SUPPORT</b>	<b>Atopy and Other Causes of Dermatitis</b> • Supplemented with curcumin, aloe vera, vitamin C and taurine to help wound healing, decrease secondary bacterial infections and decrease pruritus • Optimal amounts of B vitamins and amino acids help maintain the skin's natural barrier effect		 6 lb 16.5 lb 32 lb			Derm Defense™	
<b>VEGETARIAN</b>	<b>Adverse Food Reactions and Prevention of Urate Urolithiasis</b> • Proteins exclusively from vegetable origin • Helps to reduce the urinary excretion of purines		 17.6 lb	 13.6 oz				

\* Indication for growth applies only to HYDROLYZED PROTEIN ADULT HP dry diet


































\*\* ADULT PD only

† ADULT PV dry only




































†† ADULT KO and ADULT PW dry only

Royal Canin® Diet Name		Formulated to Nutritionally Support the Following Conditions: • Features and Benefits	Additional Benefits	Royal Canin® Dry Diet	Royal Canin® Wet Diet	Hill's®	Purina®
DIABETIC	GLYCOBALANCE™	<b>Diabetes Mellitus</b> • Formulated to help support healthy postprandial blood glucose levels • High protein content to help maintain muscle mass in overweight diabetic dogs and cats	S/O INDEX  *	 7.7 lb 17.6 lb	 13.4 oz	w/d®	DCO
			S/O INDEX 	 4.4 lb	 3 oz	m/d® w/d®	DM
GASTROINTESTINAL	GASTROINTESTINAL FIBER RESPONSE™	<b>Fiber-Responsive Gastrointestinal Disease</b> • A combination of highly digestible proteins, prebiotics and EPA and DHA helps support digestive health • An optimal blend of insoluble and soluble fibers helps maintain intestinal health		 8.8 lb 17.6 lb		w/d®	DCO
			S/O INDEX 	 8.8 lb		w/d®	OM
	GASTROINTESTINAL HIGH ENERGY™	<b>Acute and Chronic Gastroenteritis in Normal or Underweight Dogs and Cats</b> • A combination of highly digestible proteins, prebiotics and EPA and DHA helps support digestive health • A high energy content allows a reduction in meal volume and a decreased intestinal load	GROWTH 	 8.8 lb 22 lb	 13.6 oz	i/d®	EN
			GROWTH 	 8.8 lb	 5.8 oz	i/d®	EN
	GASTROINTESTINAL MODERATE CALORIE™	<b>Acute and Chronic Gastroenteritis in Dogs and Cats Prone to Obesity</b> • A combination of highly digestible proteins, prebiotics and EPA and DHA helps support digestive health • A reduced calorie content helps support healthy body condition in spayed/neutered dogs and cats or those with a tendency to be or become overweight	GROWTH 	 8.8 lb		i/d®	EN
			S/O INDEX 	 7.7 lb	 3 oz	i/d®	EN
	GASTROINTESTINAL LOW FAT™	<b>Pancreatitis, Exocrine Pancreatic Insufficiency, Lymphangiectasia, and Hyperlipidemia</b> • A combination of highly digestible proteins, prebiotics and EPA and DHA helps support digestive health • A low fat concentration, while providing a maintenance energy level, helps dogs with difficulties in digesting fat	S/O INDEX 	 6.6 lb 17.6 lb 26.4 lb 28.6 lb	 13.6 oz	i/d® Low Fat GI Restore	EN Low Fat™
			 Home Care Kit (1.5 lb dry & 3/13.6 oz cans)				
GASTROINTESTINAL Treats	<b>Specific Nutrients to Support Digestive Health</b> • Low fat • Highly digestible		 17.6 oz				
		S/O INDEX 	 7.7 oz				
HEPATIC	HEPATIC	<b>Liver Disease, Hepatic Encephalopathy and Copper Metabolism Disorders</b> • Low level of copper to help minimize its accumulation in liver cells • High energy density helps reduce the amount of food given per meal		 7.7 lb 26.4 lb	 14.5 oz	U/d®	
JOINT SUPPORT	MOBILITY SUPPORT JS®	<b>Osteoarthritis and Degenerative Joint Disease</b> • Made with a patented process to ensure delivery of New Zealand green mussel in the finished pet food • A precise blend of antioxidants helps support a healthy immune system • EPA and DHA help support healthy joints		 6.6 lb 17.6 lb		j/d®	JM
	MOBILITY SUPPORT JS® LARGE BREED	<b>Osteoarthritis and Degenerative Joint Disease in Large Breed Dogs (over 55 lb)</b> • All the features and benefits of MOBILITY SUPPORT JS® • Specially designed kibble shape, size and texture adapted for a large breed dog's jaws and teeth		 7.7 lb 26.4 lb			

\* S/O® Index applies only to wet diet  
 \*\* Indication for growth applies only to wet diet  
 † In Clinic Feeding Pack only. Not intended for resale.


















Royal Canin® Diet Name		Formulated to Nutritionally Support the Following Conditions: • Features and Benefits	Additional Benefits	Royal Canin® Dry Diet	Royal Canin® Wet Diet	Hill's®	Purina®
MULTIFUNCTION	URINARY + SATIETY	<b>Calcium Oxalate and Struvite Urolithiasis + Excess Weight and Obesity in Adult Dogs and Cats</b> <ul style="list-style-type: none"> <li>Helps in both the dissolution of pure struvite stones and in the prevention of future struvite and calcium oxalate crystals and stones</li> <li>Relative Super Saturation (RSS) methodology predicts the crystallization potential of urine</li> <li>Special blend of fibers helps promote satiety and reduce the spontaneous consumption of food</li> <li>High protein content helps ensure maintenance of lean body mass during weight loss</li> </ul>	  7.7 lb 17.6 lb				
			  12 oz 6.6 lb 17.6 lb			Metabolic + Urinary Feline	
	URINARY + CALM	<b>Calcium Oxalate and Struvite Urolithiasis + Physiological Reactions to Stress</b> <ul style="list-style-type: none"> <li>Helps in both the dissolution of pure struvite stones and in the prevention of future struvite and calcium oxalate crystals and stones</li> <li>Relative Super Saturation (RSS) methodology predicts the crystallization potential of urine</li> <li>Contains hydrolyzed milk protein and tryptophan, an amino acid involved in balanced serotonin metabolism</li> <li>Specific nutrient blend to help regulate intestinal transit and to help support the digestive flora</li> </ul>	  12 oz 6.6 lb 17.6 lb	 3 oz		c/d® Multicare Feline Stress	
			  7.7 lb 17.6 lb				
	URINARY + HYDROLYZED PROTEIN	<b>Calcium Oxalate and Struvite Urolithiasis + Adverse Food Reactions</b> <ul style="list-style-type: none"> <li>Helps in both the dissolution of pure struvite stones and in the prevention of future struvite and calcium oxalate crystals and stones</li> <li>Relative Super Saturation (RSS) methodology predicts the crystallization potential of urine</li> <li>Hydrolyzed soy protein, composed of low molecular weight peptides, is highly digestible and has very low antigenic potential</li> <li>Single starch source: rice</li> </ul>	  12 oz 6.6 lb 17.6 lb				
  7.7 lb 17.6 lb							
RENAL SUPPORT + HYDROLYZED PROTEIN	<b>Chronic Kidney Disease + Adverse Food Reactions</b> <ul style="list-style-type: none"> <li>Formulated with optimal nutrient levels, including low protein and phosphorus, a complex of antioxidants and EPA and DHA</li> <li>High energy density utilizing dietary fat to improve palatability and reduce feeding volumes in inappetent pets</li> <li>Hydrolyzed soy protein, composed of low molecular weight peptides, is highly digestible and has very low antigenic potential</li> <li>Single starch source: rice</li> </ul>	  12 oz 6.6 lb					
		  7.7 lb 17.6 lb					
KIDNEY SUPPORT	<b>RENAL SUPPORT</b> • A (Aromatic) • F (Flavorful) • S (Savory)	<b>All Stages of Chronic Kidney Disease</b> <ul style="list-style-type: none"> <li>Formulated with optimal nutrient levels, including low protein and phosphorus, a complex of antioxidants and EPA and DHA</li> <li>Customized palatability profile designed for individual preferences</li> <li>High energy density utilizing dietary fat to improve palatability and reduce feeding volumes in inappetent pets</li> </ul>	  6 lb 17.6 lb			k/d®	NF
			  12 oz 3 lb 6.6 lb			k/d®	NF
	<b>RENAL SUPPORT</b> • D (Delectable) • E (Enticing) • T (Tasty)	<b>All Stages of Chronic Kidney Disease</b> <ul style="list-style-type: none"> <li>Formulated with optimal nutrient levels, including low protein and phosphorus, a complex of antioxidants and EPA and DHA</li> <li>Customized palatability profile designed for individual preferences</li> <li>High energy density utilizing dietary fat to improve palatability and reduce feeding volumes in inappetent pets</li> </ul>	  13.5 oz			k/d®	NF
			  3 oz 5.8 oz*			k/d®	NF
RECOVERY	<b>RECOVERY® RS</b>	<b>Critical Illness and Postsurgical Care</b> <ul style="list-style-type: none"> <li>High energy density utilizing dietary fat to improve palatability and reduce feeding volumes</li> <li>Special texture designed to facilitate syringe and tube feeding without the need to dilute</li> <li>Exceptional palatability to stimulate the appetite of sick pets</li> <li>Enriched with EPA and DHA to help modulate inflammatory reactions</li> </ul>	  5.8 oz			a/d®	CN
			  5.8 oz			a/d®	CN
STRESS MANAGEMENT	<b>CALM</b>	<b>Physiological Reactions to Stress</b> <ul style="list-style-type: none"> <li>Contains hydrolyzed milk protein and tryptophan, an amino acid involved in balanced serotonin metabolism</li> <li>Precise amounts of B vitamins and amino acids help maintain the skin's natural barrier effect</li> <li>Specific nutrient blend to help regulate intestinal transit and to help support the digestive flora</li> </ul>	  4.4 lb 8.8 lb				
			  4.4 lb 8.8 lb				

\* RENAL SUPPORT E - Feline only













Royal Canin® Diet Name		Formulated to Nutritionally Support the Following Conditions: • Features and Benefits	Additional Benefits	Royal Canin® Dry Diet	Royal Canin® Wet Diet	Hill's®	Purina®
URINARY	<b>URINARY SO®</b>	<b>Calcium Oxalate and Struvite Urolithiasis</b> • Helps in both the dissolution of pure struvite stones and in the prevention of future struvite and calcium oxalate crystals and stones • Relative Super Saturation (RSS) methodology predicts the crystallization potential of urine; RSS is used to develop diets that help control both struvite and calcium oxalate urolithiasis • Increases the urine volume and simultaneously reduces the saturation of urine with calcium oxalate and struvite crystals • Reduced level of magnesium, a natural component of struvite stones		 6.6 lb 17.6 lb 25.3 lb	 13.6 oz	s/d® c/d® Multicare	UR
				 7.7 lb 17.6 lb	 3 oz 5.8 oz	s/d® c/d® Multicare	UR
	<b>URINARY SO® MODERATE CALORIE</b>	<b>Calcium Oxalate and Struvite Urolithiasis in Dogs and Cats Prone to Weight Gain</b> • All the features and benefits of canine and feline URINARY SO® • Fewer calories and lower fat than canine and feline URINARY SO®		 7.7 lb 17.6 lb	 13 oz		
				 3.3 lb 6.6 lb 17.6 lb	 3 oz	Metabolic + Urinary	
	<b>URINARY SO® SMALL DOG</b>	<b>Calcium Oxalate and Struvite Urolithiasis in Small Dogs (under 22 lb)</b> • All the features and benefits of URINARY SO® • Contains nutrients to help support oral health		 8.8 lb			
	<b>Urate, Cystine, Xanthine Crystals and Stones</b> • Low purine proteins combined with the production of alkaline urine help to reduce the risk of urate and xanthine stones • Moderate quantities of high quality proteins and controlled methionine and cystine levels help to reduce the formation of cystine stones		 18 lb			u/d®	
	<b>Supports a Healthy Urinary Tract</b> • Only veterinary-exclusive urinary treat • Low RSS • S/O® Index		 	 17.6 oz  7.7 oz			
WEIGHT	<b>CALORIE CONTROL</b>	<b>Excess Weight and Obesity in Adult Cats</b> • Calories are controlled to restrict energy intake and promote healthy weight loss • A high protein content helps maintain muscle mass during a weight loss program • Nutrients help support healthy bones and joints placed under stress by excess body weight		 6.6 lb 15.4 lb	 3 oz 5.8 oz	m/d®	OM
	<b>CALORIE CONTROL HIGH FIBER</b>	<b>Excess Weight and Obesity in Adult Cats</b> • Calories are controlled to restrict energy intake and promote healthy weight loss • A combination of soluble and insoluble fibers to help optimize gastrointestinal motility • L-carnitine to help facilitate weight loss and maintain lean body mass			 6 oz	r/d® w/d®	OM
	<b>SATIETY® SUPPORT WEIGHT MANAGEMENT</b>	<b>Excess Weight and Obesity in Adult Dogs or Cats</b> • Special blend of fibers helps promote satiety and reduce the spontaneous consumption of food • High protein content helps ensure maintenance of lean body mass during weight loss		 7.7 lb 17.6 lb 26.4 lb	 13.4 oz	Metabolic	OM
				 12 oz 7.7 lb 18.7 lb	 3 oz 5.8 oz	Metabolic	OM
	<b>SATIETY® SUPPORT SMALL DOG</b>	<b>Excess Weight and Obesity in Small Dogs (target weight under 22 lb)</b> • Special blend of fibers helps promote satiety and reduce the spontaneous consumption of food • High protein content helps ensure maintenance of lean body mass during weight loss		 1.5 lb 6.6 lb			
	<b>Low in Calories to Support a Healthy Weight</b> • Low calorie • Contains nutrients to help support oral health • S/O® Index		 	 17.6 oz  7.7 oz		Metabolic Treats	Lite Snackers™

\* S/O® Index only applies to wet diet

CANINE

Royal Canin® Diet Name	Formulated to Nutritionally Support the Following:	Additional Benefits	Royal Canin® Dry Diet	Royal Canin® Wet Diet
ADULTHOOD	<b>WEIGHT CONTROL</b>	Healthy adult dogs with a tendency to be overweight	 7.7 lb  17.6 lb	 13.6 oz
	<b>WEIGHT CONTROL SMALL DOG</b>	Healthy small breed adult dogs (up to 22 lb) over 10 months of age with a tendency to be overweight	  7.7 lb	
	<b>WEIGHT CONTROL LARGE DOG</b>	Healthy large breed adult dogs (over 55 lb) with a tendency to be overweight	 24.2 lb	
	<b>DENTAL</b>	To help reduce the formation of plaque and calculus in healthy adult dogs	 7.7 lb  17.6 lb	
	<b>DENTAL SMALL DOG</b>	To help reduce the formation of plaque and calculus in healthy adult small dogs (up to 22 lb)	  8.8 lb	
MATURITY	<b>MATURE CONSULT</b>	Healthy senior dogs	  8.8 lb  19.8 lb	 13.6 oz
	<b>MATURE CONSULT SMALL DOG</b>	Healthy small breed senior dogs (up to 22 lb)	  7.7 lb	
TREATS	<b>ORIGINAL Treats</b>	Healthy treats for healthy dogs of any size or life stage • New formula with fewer calories in a new shape and size	 17.6 oz	

FELINE

ADULTHOOD	<b>WEIGHT CONTROL</b>	Healthy adult cats with a tendency to be overweight	  3.3 lb  7.7 lb  17.6 lb	 5.8 oz
	<b>DENTAL</b>	To help reduce the formation of plaque and calculus in healthy adult cats	  12 oz  7.7 lb	
MATURITY	<b>SENIOR CONSULT</b>	Mature cats over 7 years old showing obvious signs of aging	  7.7 lb	 5.8 oz
TREATS	<b>ORIGINAL Treats</b>	Healthy treats for healthy cats of any size or life stage • New formula with fewer calories	 7.7 oz	

\* S/O® Index only applies to can diet

Royal Canin Order Services

Call: 1.888.213.4486 • Fax: 636.229.0444 • Email: [order.usa@royalcanin.com](mailto:order.usa@royalcanin.com)  
<https://my.royalcanin.com> • 24 hours a day, 7 days a week

